

Guide: Use of Business Source Premier (EBSCOhost) database outside the campus network

Business Source Premier from EBSCOhost is an important economic research database, which provides full texts from more than 2.300 periodicals, among which about 1.100 are verified by experts. Moreover, it contains searchable cited references until 1998.

Using of Business Source Premier (BSP) is possible only at licenced universities or libraries. In order to use BSP outside the campus network, as a HFT Member you can authenticate yourself via Shibboleth. After getting to BSP database via DBIS, proceed as follows:

Step 1: Choose BSP link from the database list.

The screenshot shows the DBIS (Datenbank-Infosystem) website interface. The header includes 'Datenbank-Infosystem (DBIS)' and 'Hochschule für Technik Stuttgart'. The right side features the 'HFT Stuttgart Bibliothek' logo. The main content area is titled 'Ergebnisse Ihrer Suche' and displays search criteria: 'Suche über alle Felder: "Wirtschaft"' and 'Art der Nutzungsmöglichkeit: Campus/Shibboleth/VPN'. Below this, a table lists 'Gewählte Datenbanken (5 Treffer)' with their respective access methods ('Zugang'). The 'Business Source Premier (via EBSCOhost)' entry is circled in red.

Gewählte Datenbanken (5 Treffer)	Zugang
BEEQ Betriebsführung und Technikorganisation	Campus/Shibboleth/VPN
Business Source Premier (via EBSCOhost)	Campus/Shibboleth/VPN
Statista	Campus/Shibboleth/VPN
TOGA Textil	Campus/Shibboleth/VPN
WISO	Campus/Shibboleth/VPN

Step 2: Now you are in the BSP detailed view. Click on the URL at „Recherche starten“.

The screenshot shows the 'Datenbank-Infosystem (DBIS)' interface for Hochschule für Technik Stuttgart. The main content area displays the 'Detailansicht' for 'Business Source Premier (via EBSCOhost)'. The 'Recherche starten' link is highlighted with a red circle. The interface includes a search sidebar on the left and a navigation bar at the top.

Step 3: Login with your HFT access data.

The screenshot shows the login page for Hochschule für Technik Stuttgart. The login form is circled in red. It includes fields for 'Benutzername' and 'Passwort', a 'Passwort vergessen?' link, and a 'Hilfe benötigt?' link. Below the form is an 'Anmelden' button. The page also features a disclaimer about data processing and a footer with contact information.

Step 4: Now you are at EBSCOhost website. Business Source database is activated and you can start your research. The database offers different search options. You can start with basic or advanced search:

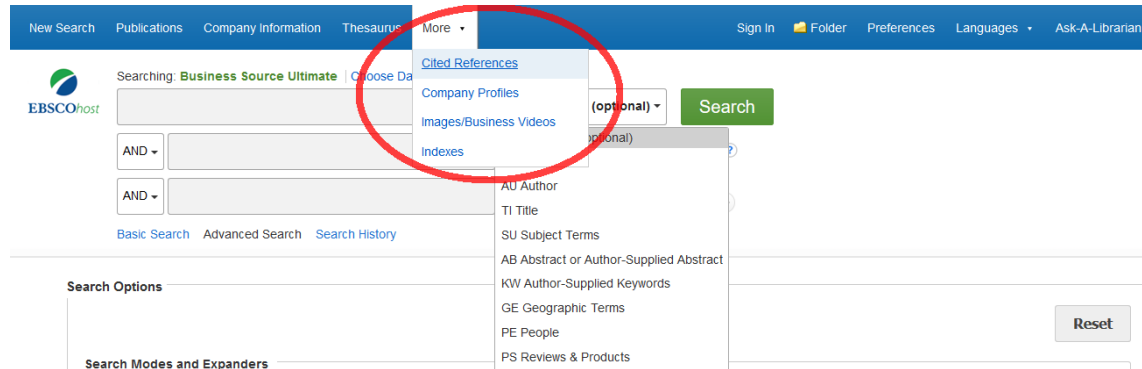
The advanced search screen is by default:

The screenshot shows the EBSCOhost Advanced Search interface. At the top, there is a navigation bar with links for 'New Search', 'Publications', 'Company Information', 'Thesaurus', and 'More'. On the right side of the navigation bar, there are links for 'Sign In', 'Folder', 'Preferences', 'Languages', and 'Ask-A-Librarian'. The 'Languages' link is circled in red. Below the navigation bar, there is a search area with a search box containing 'Business Source Ultimate' and a 'Choose Databases' link. There are three 'Select a Field (optional)' dropdown menus and three 'AND' dropdown menus. Below the search area, there are links for 'Basic Search', 'Advanced Search' (circled in red), and 'Search History'. On the right side, there is a language selection menu with a list of languages including English, Deutsch, Español, Ελληνικά, Français, Italiano, Magyar, Polski, Português (Brasil), Português (Portugal), ภาษาไทย, Русский, Türkçe, العربية, 简体中文, 繁體中文, Slovenški, Slovenčina, Nederlands, Svenska, Čeština, فارسی, Suomi, Dansk, Norsk, Română, and Log. Below the search area, there is a 'Search Options' section with a 'Reset' button. The 'Search Modes and Expanders' section is circled in red and contains radio buttons for 'Boolean/Phrase', 'Find all my search terms' (selected), 'Find any of my search terms', and 'SmartText Searching'. The 'Limit your results' section is circled in red and contains various filters such as 'Full Text', 'Scholarly (Peer Reviewed) Journals', 'Publication', 'Document Type', 'Number of Pages', 'NAICS/Industry Code', 'Duns Number', 'Articles on Several Companies', 'Articles on Several People', 'ISSN', 'Image Quick View', and 'PDF Full Text'. The 'References Available' section is circled in red and contains a 'Published Date' filter, 'Publication Type', 'Language', 'Cover Story', 'Product Name', 'Company/Entity', 'Ticker Symbol', 'Articles on Several Industries', 'Articles on Several Reviews & Products', and 'Image Quick View Types'. The 'Search' button is circled in red at the bottom right of the page.

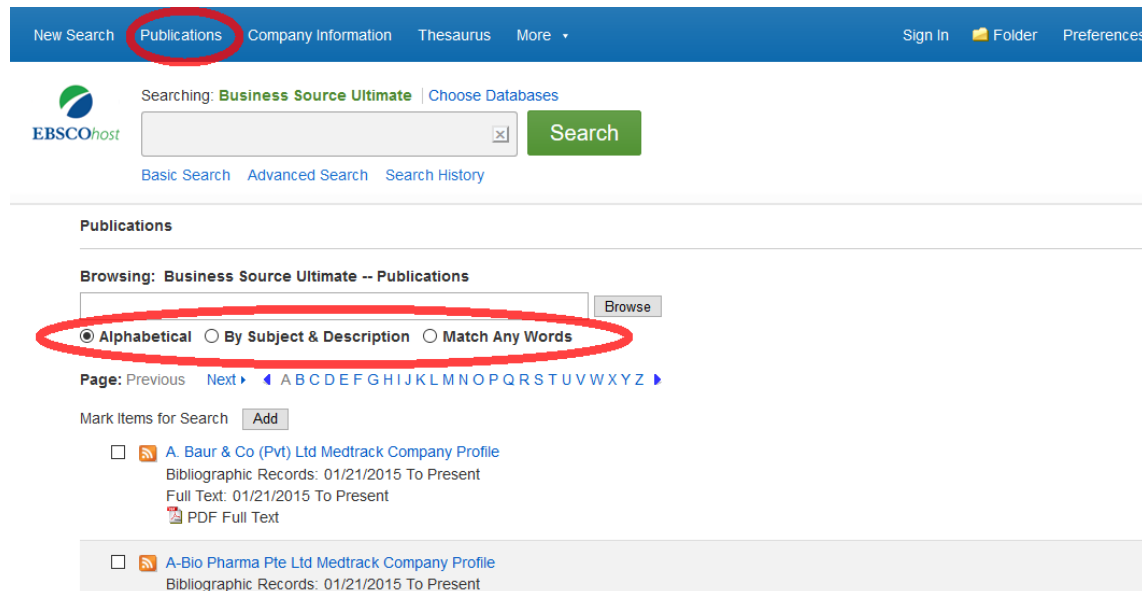
Basic search screen:

EBSCO databases offer various options for your search optimization.

With the function „More“ you can conduct a specific search, limiting it by cited references, company profiles or media type.

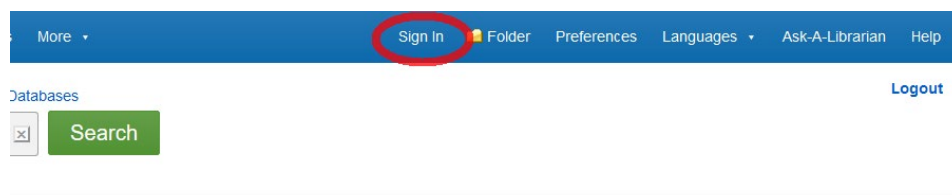


Business Source has the „Publication“ function, which allows you to search through publications alphabetically, thematically and by a particular word.

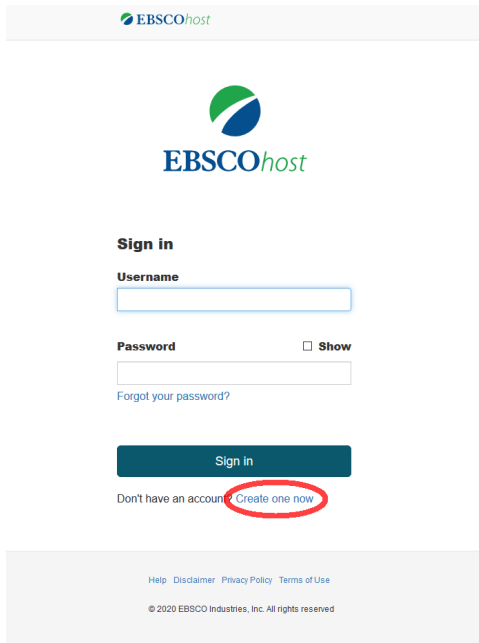


Step 5: Business Source gives an option to create a free of charge personal account for your search optimization. With this function, you can for example save discovered references in your personal folder in the database or use different tools.

In order to create an account, proceed as follows:
Click "Sign in" in the upper right part of the screen.



Choose „Create one now“.



EBSCOhost

Sign in

Username

Password Show

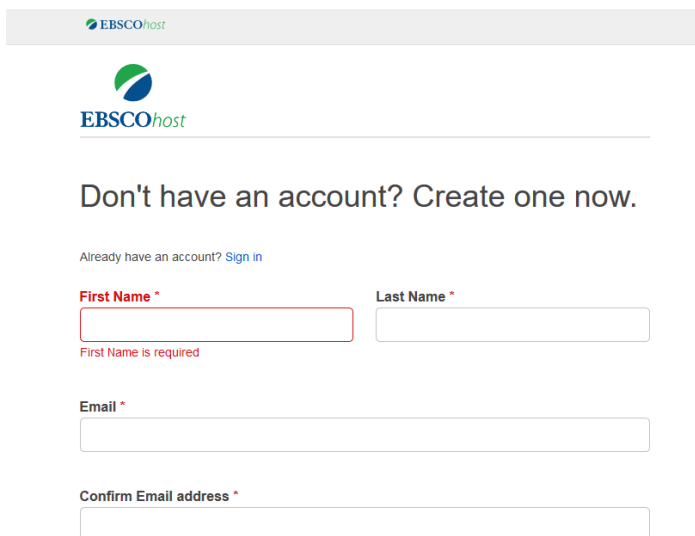
[Forgot your password?](#)

Don't have an account? [Create one now](#)

[Help](#) [Disclaimer](#) [Privacy Policy](#) [Terms of Use](#)

© 2020 EBSCO Industries, Inc. All rights reserved.

Fill in the fields.



EBSCOhost

Don't have an account? Create one now.

Already have an account? [Sign in](#)

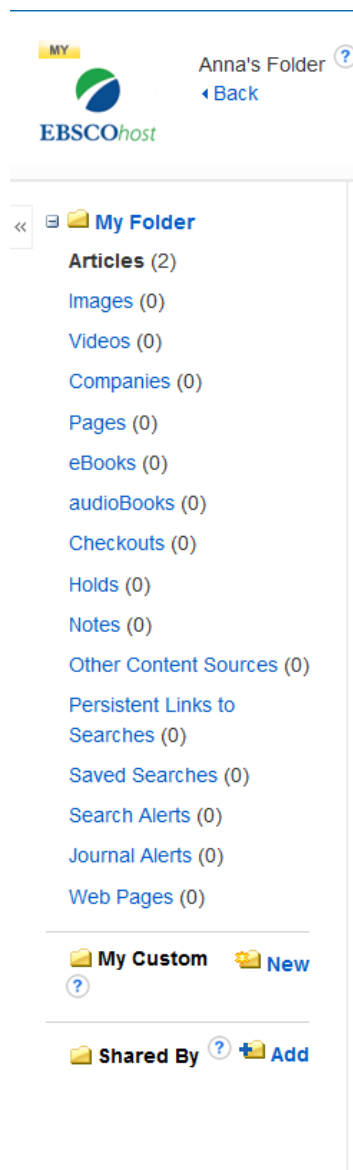
First Name * **Last Name ***


First Name is required

Email *


Confirm Email address *

After a successful registration, you can sign in and personalise your search, save your search runs, activate alert services and many more:







MY  Anna's Folder [?](#)
[← Back](#)

EBSCOhost

«  **My Folder**

- Articles** (2)
- Images (0)
- Videos (0)
- Companies (0)
- Pages (0)
- eBooks (0)
- audioBooks (0)
- Checkouts (0)
- Holds (0)
- Notes (0)
- Other Content Sources (0)
- Persistent Links to Searches (0)
- Saved Searches (0)
- Search Alerts (0)
- Journal Alerts (0)
- Web Pages (0)

 **My Custom**  **New**
[?](#)

 **Shared By** [?](#)  **Add**

Basic Search Advanced Search Search History

Record

Full Text

Full Text (459KB)

Pages (23)

Results
Next Searching.

Result List Refine Search 1 of 12

Prioritizing Democracy: A Commentary on Smith's Presidential Address to the Society for Business Ethics.

Authors: Singer, Abraham¹ (AUTHOR)
Ron, Amit² (AUTHOR)

Source: Business Ethics Quarterly, Jan2020, Vol. 30 Issue 1, p139-153. 15p.

Document Type: Article

Subject Terms: *Business ethics
Democracy

Author-Supplied Keywords: democratic theory
division of moral labor
market failures approach to business ethics
PCSR
realist political theory

Abstract: In his 2018 presidential address to the Society of Business Ethics, Jeffery Smith claimed that political approaches to business ethics must be attentive to both the distinctive nature of commercial activity and, at the same time, the degree to which such commercial activity is structured by political decisions and choices. In what we take to be a friendly extension of the argument, we claim that Smith does not go far enough with this insight. Smith's political approach to business ethics focuses solely on the outcomes of political choices. But if we think of politics in terms of processes—as in ongoing disagreement and contest—and not merely as a series of legal, administrative, or institutional outcomes, a

Tools

- Add to folder
- Print
- E-mail
- Save
- Cite
- Export
- Create Note
- Permalink
- Listen
- Translate

If you have any questions, contact HFT library via email or by telephone.

Good luck with the research!